

1 2 3 4 5 6 7 8

THIS IS A CAD DRG. DO NOT CHANGE BY HAND !		DRG. No.	TITLE:
REMARKS		DATE	

A

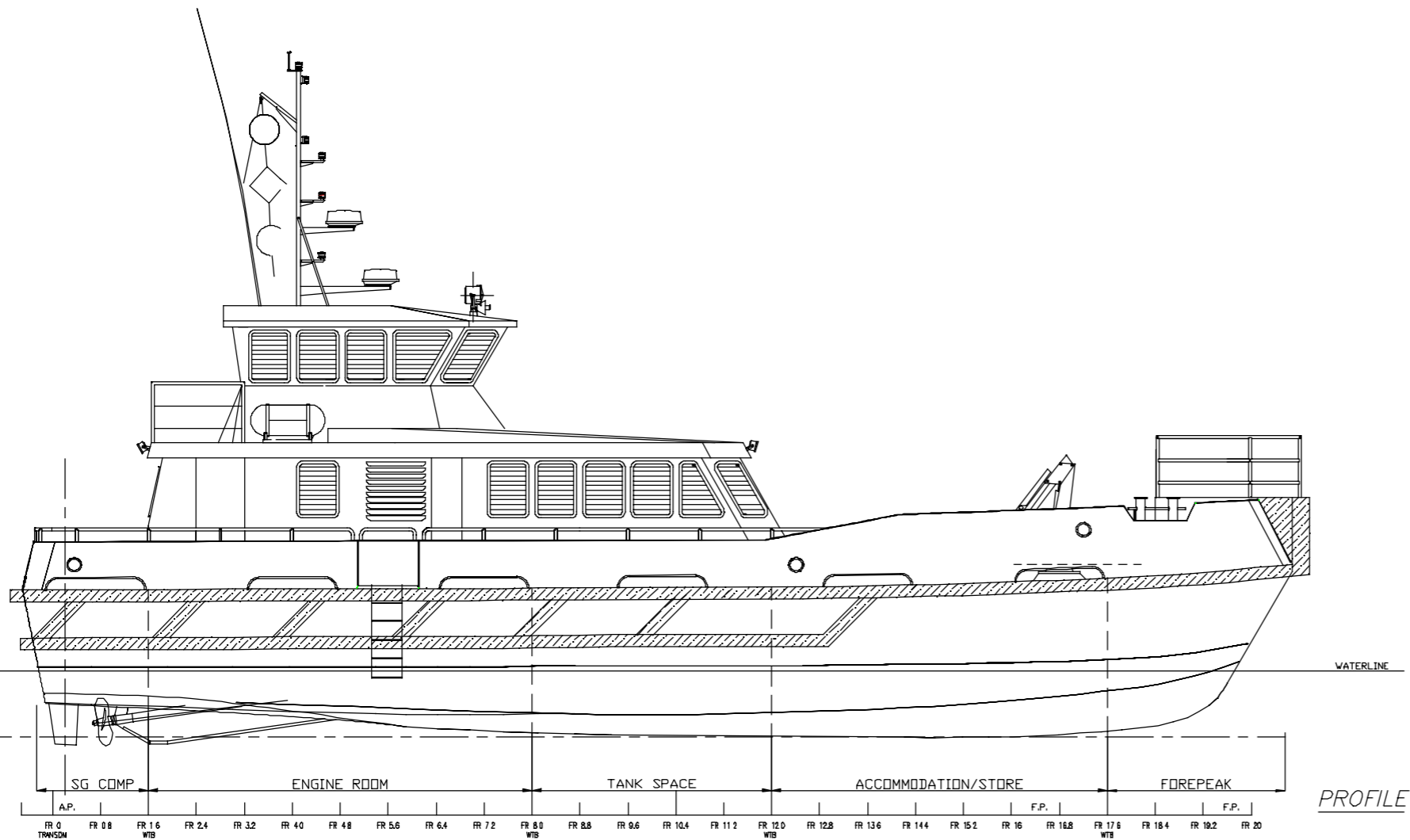
A

B

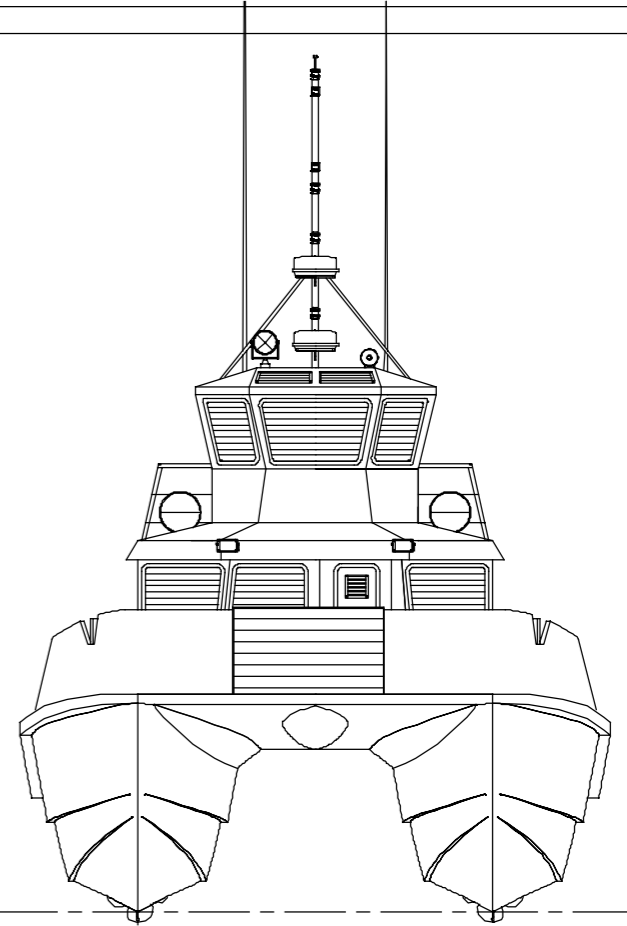
B

C

C



PROFILE



VIEW ON BOW

D

D

E

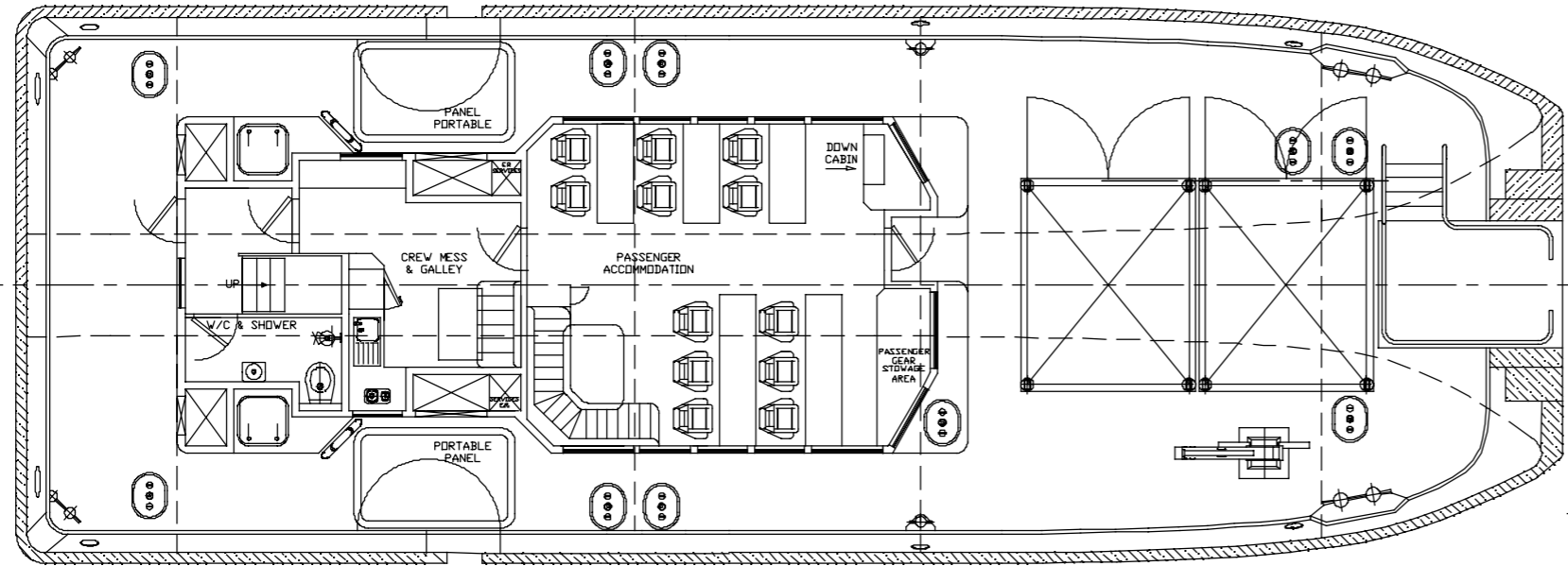
E

PRINCIPAL DIMENSIONS

- LENGTH Overall (Hull) _____ 21.2 M
- LENGTH B.P. _____ 19.45 M
- BREADTH Mid. _____ 7.50 M
- DEPTH Mid. _____ 2.31 M
- DRAFT Mid _____ 1.10 M
- FRAME SPACING _____ 0.8 M

F

F



PLAN AT DECK

<p>KEEL MARINE Ltd NAVAL ARCHITECTS, MARINE ENGINEERS & SURVEYORS</p>		<p>RIDGEWAY OFFICE PARK UNITS 6-8, BEDFORD ROAD PETERSFIELD, GU32 3GF UNITED KINGDOM TEL +44 (0) 1730 268889 FAX +44 (0) 1730 269361</p>	
<p>PROJECT : 21M WINDFARM SUPPORT VESSEL</p>		<p>TITLE : GENERAL ARRANGEMENT</p>	
<p>DRN BY: J.M. CHK BY: CHECKED BY APP BY: APPROVED BY</p>	<p>DATE : 27/10/2011 DATE : XX/XX/XX DATE : XX/XX/XX</p>	<p>SCALE 1:100</p>	<p>SIZE A3</p>
		<p>DRG. No- 2458-030-02</p>	
		<p>ISSUE : 2</p>	

1 2 3 4 5 6 7 8